

1-1971905-4 ✓ ACTIVE



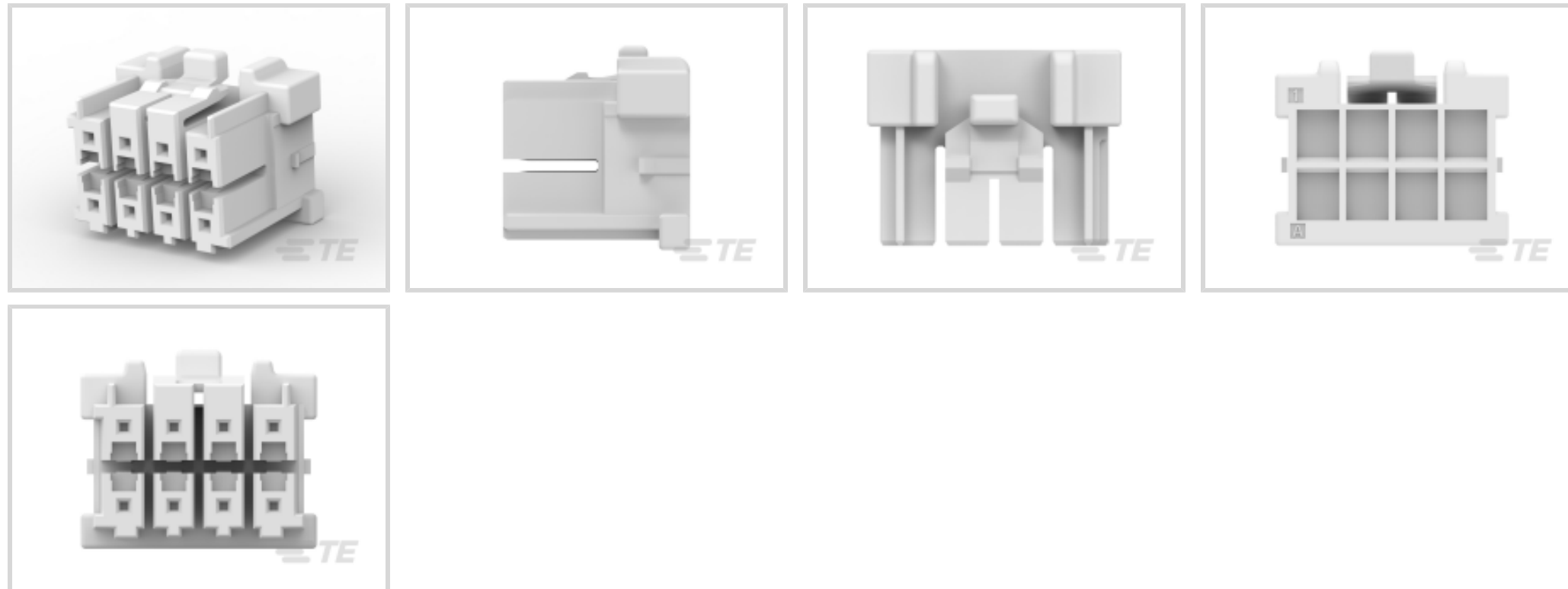
GRACE INERTIA 3.3

TE Internal #: 1-1971905-4

Rectangular Power Connectors, Housing, Plug, Wire-to-Board, 8 Position, 3.3 mm [.129 in] Centerline, Wire & Cable, UL 94V-0, GRACE INERTIA 3.3

[View on TE.com >](#)

Connectors > Power Connectors > Rectangular Power > Rectangular Power Connectors > Glow Wire GRACE INERTIA Plug



Rectangular Power Connector Type: **Housing**

Connector & Housing Type: **Plug**

Connector System: **Wire-to-Board**

Number of Positions: **8**

Centerline (Pitch): **3.3 mm [.129 in]**

[All Glow Wire GRACE INERTIA Plug \(78\)](#)

Features

Product Type Features

Rectangular Power Connector Type	Housing
Connector & Housing Type	Plug
Connector System	Wire-to-Board
Sealable	No
Connector & Contact Terminates To	Wire & Cable

Configuration Features

Number of Positions	8
Keying	A
Number of Power Positions	8
Number of Signal Positions	8
Number of Rows	2

Electrical Characteristics



Operating Voltage	250 VDC
-------------------	---------

Contact Features

Contact Base Material	Copper Alloy
-----------------------	--------------

Contact Current Rating (Max)	4 A
------------------------------	-----

Contact Retention Within Housing	With
----------------------------------	------

Contact Type	Receptacle
--------------	------------

Contact Mating Area Plating Material	Tin
--------------------------------------	-----

Contact Mating Area Plating Material Thickness	2 μ m[78.73 μ in]
--	---------------------------

Termination Features

Termination Method to Wire & Cable	Crimp
------------------------------------	-------

Mechanical Attachment

Strain Relief	Without
---------------	---------

Mating Alignment Type	Keyed
-----------------------	-------

Mating Alignment	With
------------------	------

Panel Mount Feature	Without
---------------------	---------

PCB Mount Retention	Without
---------------------	---------

Connector Mounting Type	Cable Mount (Free-Hanging)
-------------------------	----------------------------

Mating Retention	With
------------------	------

Mating Retention Type	Latch, Locking Latch
-----------------------	----------------------

Housing Features

Centerline (Pitch)	3.3 mm[.129 in]
--------------------	-----------------

Housing Color	Natural
---------------	---------

Housing Material	PA 66 GF
------------------	----------

Dimensions

Wire Size	414.44 – 1045.97 CMA
-----------	----------------------

Row-to-Row Spacing	5.2 mm[.205 in]
--------------------	-----------------

Height	12.4 mm[.488 in]
--------	------------------

Length	15.6 mm[.614 in]
--------	------------------

Usage Conditions

Operating Temperature Range	-30 – 105 °C[-22 – 221 °F]
-----------------------------	----------------------------

Operation/Application

Circuit Application	Power & Signal
---------------------	----------------



Industry Standards

UL Flammability Rating	UL 94V-0
Glow Wire Rating	GWT 750°C (Without Flame)

Packaging Features

Packaging Method	Bag
Packaging Quantity	300

Other

For Use With	Header Assembly
--------------	-----------------

Product Compliance

[For compliance documentation, visit the product page on TE.com>](#)

EU RoHS Directive 2011/65/EU	Compliant
EU ELV Directive 2000/53/EC	Compliant
China RoHS 2 Directive MIIT Order No 32, 2016	No Restricted Materials Above Threshold
EU REACH Regulation (EC) No. 1907/2006	Current ECHA Candidate List: JUNE 2022 (224) Candidate List Declared Against: JUNE 2022 (224) Does not contain REACH SVHC
Halogen Content	Not Low Halogen - contains Br or Cl > 900 ppm.
Solder Process Capability	Not reviewed for solder process capability

Product Compliance Disclaimer

This information is provided based on reasonable inquiry of our suppliers and represents our current actual knowledge based on the information they provided. This information is subject to change. The part numbers that TE has identified as EU RoHS compliant have a maximum concentration of 0.1% by weight in homogenous materials for lead, hexavalent chromium, mercury, PBB, PBDE, DBP, BBP, DEHP, DIBP, and 0.01% for cadmium, or qualify for an exemption to these limits as defined in the Annexes of Directive 2011/65/EU (RoHS2). Finished electrical and electronic equipment products will be CE marked as required by Directive 2011/65/EU. Components may not be CE marked. Additionally, the part numbers that TE has identified as EU ELV compliant have a maximum concentration of 0.1% by weight in homogenous materials for lead, hexavalent chromium, and mercury, and 0.01% for cadmium, or qualify for an exemption to these limits as defined in the Annexes of Directive 2000/53/EC (ELV). Regarding the REACH Regulation, the information TE provides on SVHC in articles for this part number is based on the latest European Chemicals Agency (ECHA) 'Guidance on requirements for substances in articles' posted at this URL: <https://echa.europa.eu/guidance-documents/guidance-on-reach>

Compatible Parts



TE Part # CAT-G7534-P729A
Glow Wire GRACE INERTIA Plug




TE Part # CAT-G7534-T669
GRACE INERTIA TPA




TE Part # 1827395-2
GIC 3.3 REC CONTACT TIN PLATE


Also in the Series | GRACE INERTIA 3.3



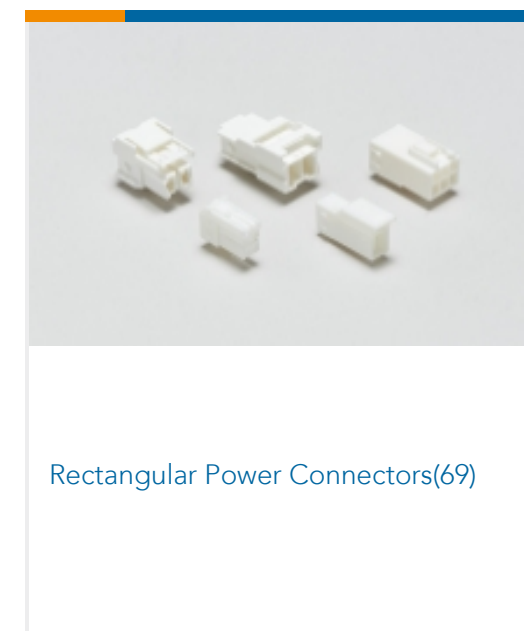
PCB Latches, Locks & Retainers(7)



Power Contacts(3)



Rectangular Connector Locking(8)



Rectangular Power Connectors(69)

Documents

Product Drawings

[PLUG HOUSING 8POS,KEYING-A,NEW GIC3.3](#)

English

CAD Files

[3D PDF](#)

3D

Customer View Model

[ENG_CVM_CVM_1-1971905-4_C.2d_dxf.zip](#)

English

Customer View Model

[ENG_CVM_CVM_1-1971905-4_C.3d_igs.zip](#)

English

Customer View Model

[ENG_CVM_CVM_1-1971905-4_C.3d_stp.zip](#)

English

By downloading the CAD file I accept and agree to the [Terms and Conditions](#) of use.

Datasheets & Catalog Pages

[1-1773883-5 GRACE INERTIA connector quick reference guide](#)

English

[5-1773465-4-GI3.3Flyer](#)

English

[7-1773465-7-GI3.3-ChineseFlyer](#)



GI3.3_QRG_CN

Product Specifications

Application Specification

English

Product Environmental Compliance

MD_1-1971905-4_12022013428_dmtec

English

MD_1-1971905-4_12022013428_dmtec

English

Agency Approvals

UL Report

English